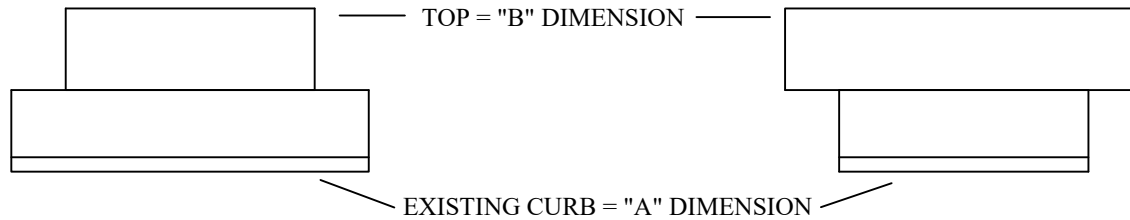
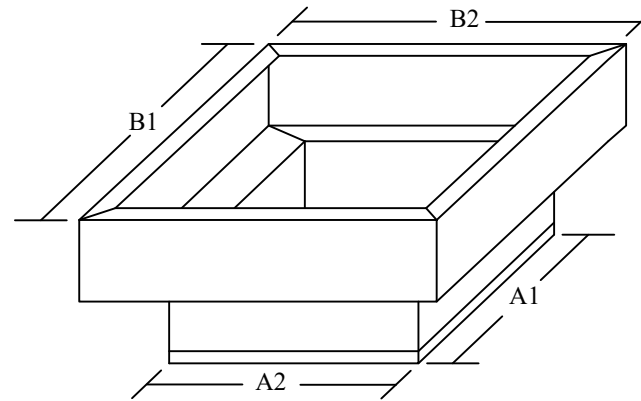
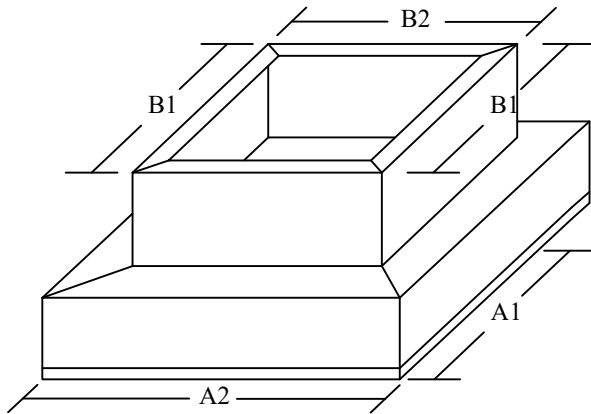


EXHAUST / INTAKE ROOF CURB ADAPTOR



STANDARD ITEMS:

- 1: 18 GA GALVANIZED STEEL (FULLY WELDED)
- 2: WATERTIGHT CONSTRUCTION
- 3: ALLOW FOR PROPER CLEARANCE OVER EXISTING ROOF CURB

OPTIONS:

- 1: DAMPER TRAY
- 2: WOOD NAILER (ADDS 1.5" TO HEIGHT)
- 3: ALUMINUM CONSTRUCTION
- 4: INTERNAL INSULATION
- 5: HURRICANE TIE DOWN BRACKETS

MARK	"A1"	"A2"	"B1"	"B2"	QTY	OPTIONS

www.epcustomproducts.com

 EP CUSTOM PRODUCTS <small>ENDLESS POSSIBILITIES</small>	EXHAUST FAN CURB ADAPTOR CUSTOM SIZES
	SUBMITTED TO:
DATE: 11-26-18 REVISION #: 2	Items subject to change without notice. EP Custom Products is not responsible to notify of changes or updates in product design. Copyright 2018.